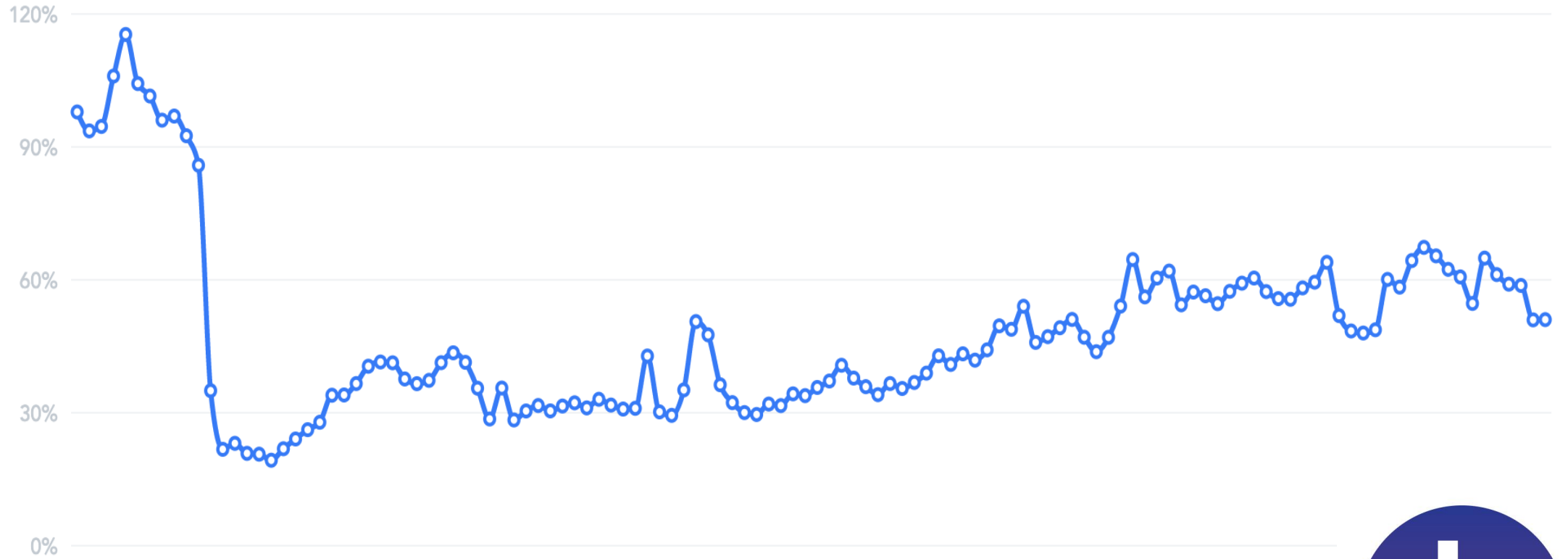




NAVIGATING THE FEDERAL TRANSIT PROGRAM



A REALITY CHECK

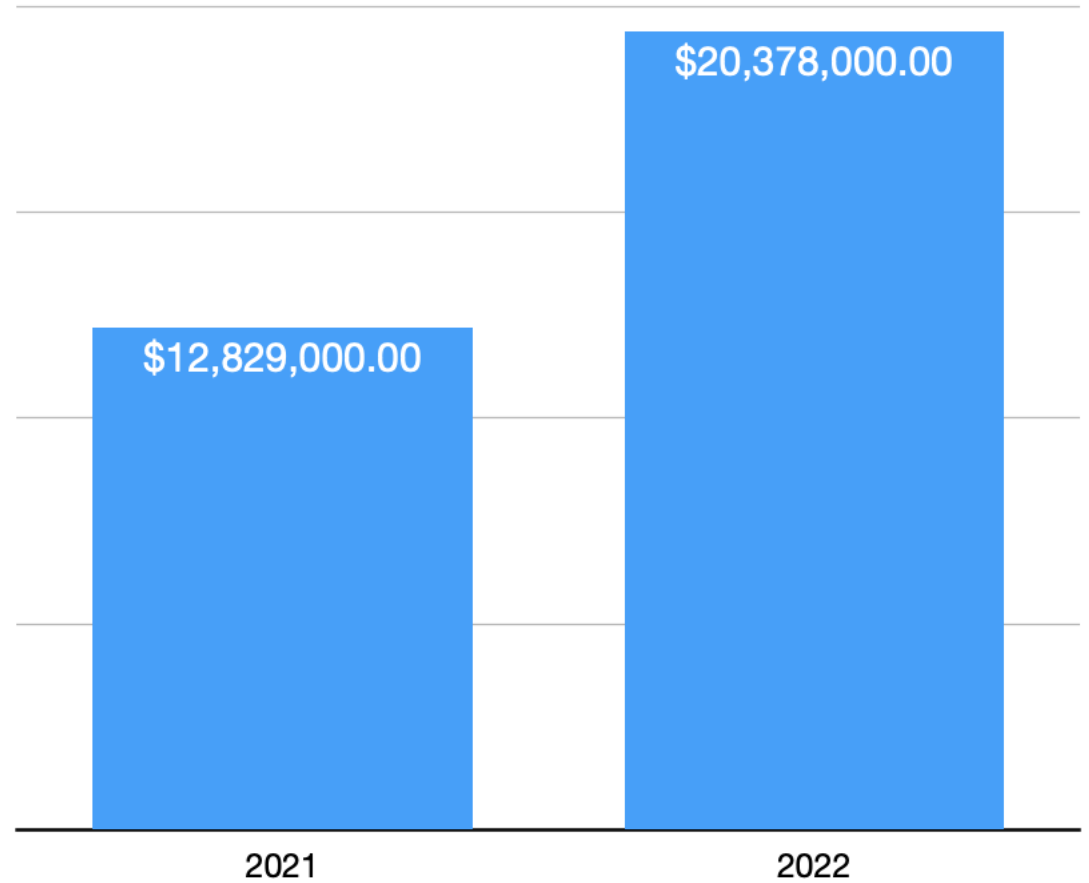
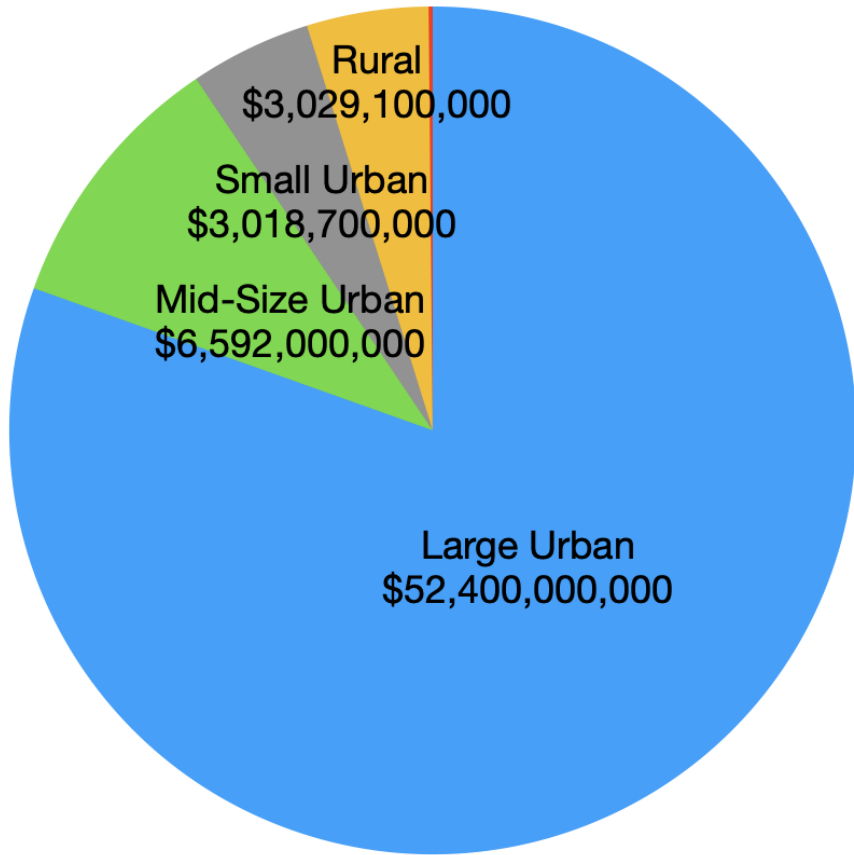




GENERATIONAL FUNDING?



■ Total Apportionment



DRAMATIC INVESTMENT GROWTH



• FAST ACT — FY '21

- Total Transit Apportionment = \$12,829,068,462
- Rural Transit (5311) = \$728,734,295
- Tribal Transit (5311c1) = \$35,766,775
- Urban Transit (5307) = \$5,375,259,282
- Specialized (5310) = \$292,921,581
- Bus and Bus Facilities (5339 a+b) = \$1,002,457,603
- No/Low-Emission Bus (5339c) = \$180,000,000

• BIL — FY '22

- Total Transit Apportionment = \$20,378,500,393 **(59%)**
- Rural Transit (5311) = \$893,663,711 **(23%)**
- Tribal Transit (5311c1) = \$53,387,714 **(49%)**
- Urban Transit (5307) = \$6,920,874,612 **(29%)**
- Specialized (5310) = \$422,037,792 **(44%)**
- Bus and Bus Facilities (5339 a+b) = \$1,147,251,848 **(14%)**
- No/Low-Emission Bus (5339c) = \$1,174,998,689 **(552%)**

TRAVEL PATTERN CHANGES




UNEXPECTED NEW REALITY





- **Unprecedented driver and labor shortages**
- **Summer 2022: Dramatic escalation of energy costs**
- **Soaring capital costs due to supply chain challenges**

GREAT EXPECTATIONS




New/More
Service

Emissions
Reductions



Technology-
Driven
Service
Improvements

New
Vehicles





OUR REALITY




Driver Shortages

Match Concerns



Supply Chain Impact

Changing Travel Patterns




EMERGING TRANSIT LANDSCAPE




Value
over
Volume




Flexibility




Beyond the
Commuter



Importance
of New
Partners



COVID-19
Not Going
Away



E-mail: bogren@ctaa.org

Tel: 202.247.1921

Web: www.ctaa.org

Twitter: @OfficialCTAA

